


MINUTES OF COUNTY FINANCES
TREASURER'S REPORT

IN THE MATTER OF COUNTY FINANCES
IN THE HANDS OF JERRY YARBROUGH
TREASURER OF LAMB COUNTY, TEXAS

COMMISSIONER'S COURT
LAMB COUNTY, TEXAS
IN REGULAR SESSION,
1ST QUARTER OF 2019

2ND QUARTER, BUDGET YEAR 2018-2019


IN ACCORDANCE with Section 114.026, Local Government Code, we, the undersigned, constituting the entire Commissioners Court of said County, certify that on the 11th day of February, 2019, at the Regular term of Court, we compared and examined the quarterly report of JERRY YARBROUGH, Treasurer of Lamb County, Texas for the 3^{4TH} quarter, 2017-2018, and finding the same correct, entered an order in the Minutes approving said Report, which states total cash and other assets on hand as \$ 5,781,402.42.


James M. DeLoach, County Judge



Cory DeBerry, Commissioner Pct. 1

Kent Lewis, Commissioner, Pct. 2


Danny Short, Commissioner Pct. 3



Lee Logan, Commissioner, Pct. 4

SWORN TO AND SUBSCRIBED BEFORE ME, by James M. DeLoach, County Judge, and County Commissioners of said Lamb County, each respectively, on this the 13th day of May, A. D., 2019.


Attest: Tonya Ritchie, County Clerk

FILED FOR RECORD THIS 13th DAY OF May, A.D. 2019, and recorded on the 13th day of May, A.D. 2019.

FILED FOR RECORD
2019 MAY 13 A 10:32
TONYA RITCHIE
COUNTY CLERK, LAMB CO. TX


Tonya Ritchie, County Clerk and
Ex-Officio Clerk of the Commissioners
Court in and for Lamb County, Texas

By: _____
Deputy



QUARTERLY REPORT FOR PERIOD ENDING MARCH 31, 2019

SUBMITTED TO: COMMISSIONERS' COURT, LAMB COUNTY

PREPARED AND SUBMITTED BY: JERRY YARBROUGH
INVESTMENT OFFICER
COUNTY TREASURER


Signature

This report is made in accordance with provisions of Government Code 2256, the Public Funds Investment Act, which requires quarterly reporting of investment transactions for the county funds to the commissioners' court. The investments held in Lamb County's portfolio comply with the Public Funds Investment Act and with the County's investment policy and strategies.

The cash availability in each account is monitored daily. The goal in each account is to maintain adequate monies to cover usual and customary monthly expenditures in each fund.

LAMB COUNTY

1ST QUARTER

ENDING

MARCH 31, 2019

QUARTERLY INVESTMENT REPORT

1ST QUARTER 2019

THE CASH IN OUR OPERATIONING ACCOUNTS (AIM BANK) IS MONITORED DAILY. ALL FUNDS ARE EARNING INTEREST BASED ON THE NINETY DAY TREASURY BILL RATE ADJUSTED MONTHLY ON THE FIRST TUESDAY OF EACH MONTH.

AIM BANK

	<u>Amount on Deposit (All Accts.)</u>	<u>Interest Earned</u>	<u>Rate</u>
January	\$2,411,171.90	\$13,120.92	0.50%
February	\$2,346,568.92	\$12,725.93	0.50%
March	\$1,785,443.09	\$13,064.65	0.50%

Investors Cash Trust

	<u>Amount on Deposit</u>	<u>Interest Earned</u>	<u>Rate</u>
January	\$0.00	\$0.00	0.00%
February	\$0.00	\$0.00	0.00%
March	\$0.00	\$0.00	0.00%

TEXPOOL

	<u>Amount on Deposit</u>	<u>Interest Earned</u>	<u>Rate</u>
January	\$0.00	\$0.00	0.00%
February	\$0.00	\$0.00	0.00%
March	\$0.00	\$0.00	0.00%

Total interest earned for this quarter: \$38,911.50

Total interest earned Year to date: \$69,103.24
October 2018 through September 2019

CASH & INVESTMENTS BY FUND

AS OF: MARCH 31ST, 2019

FUND-ACCT. NO.	ACCOUNT NAME	CASH	INVESTMENTS	FUND TOTAL
010-GENERAL FUND				
=====				
010-1001	CLAIM ON CASH-GENERAL FUND	3,602,337.72		
010-1103	POOLED INVESTMENTS		0.00	
010-1105	TEXPOOL - GENERAL		0.00	
	TOTAL 010-GENERAL FUND	<u>3,602,337.72</u>	<u>0.00</u>	<u>3,602,337.72</u>
021-ROAD & BRIDGE 1				
=====				
021-1001	CLAIM ON CASH-R&B 1	297,624.39		
021-1103	POOLED INVESTMENTS		0.00	
021-1105	TEXPOOL - PRECINCT 1		0.00	
	TOTAL 021-ROAD & BRIDGE 1	<u>297,624.39</u>	<u>0.00</u>	<u>297,624.39</u>
022-ROAD & BRIDGE 2				
=====				
022-1001	CLAIM ON CASH-R&B 2	127,519.63		
022-1103	POOLED INVESTMENTS		0.00	
022-1105	INVESTMENT CD		0.00	
	TOTAL 022-ROAD & BRIDGE 2	<u>127,519.63</u>	<u>0.00</u>	<u>127,519.63</u>
023-ROAD & BRIDGE 3				
=====				
023-1001	CLAIM ON CASH-R&B 3	101,178.07		
023-1103	POOLED INVESTMENTS		0.00	
023-1105	INVESTMENT CD		0.00	
	TOTAL 023-ROAD & BRIDGE 3	<u>101,178.07</u>	<u>0.00</u>	<u>101,178.07</u>
024-ROAD & BRIDGE 4				
=====				
024-1001	CLAIM ON CASH-R&B 4	558,558.79		
024-1103	POOLED INVESTMENTS		0.00	
024-1105	INVESTMENT CD		0.00	
	TOTAL 024-ROAD & BRIDGE 4	<u>558,558.79</u>	<u>0.00</u>	<u>558,558.79</u>
055-LAMB HEALTHCARE CENTER				
=====				
055-1000	HOSPITAL CASH	183,721.08		
055-1001	LAMB CO HOSPITAL CASH	0.00		
055-1103	SECURITY STATE CD		0.00	
055-1105	TEXPOOL - HOSPITAL		0.00	
	TOTAL 055-LAMB HEALTHCARE CENTER	<u>183,721.08</u>	<u>0.00</u>	<u>183,721.08</u>

LAMB COUNTY, TEXAS
 CASH & INVESTMENTS BY FUND
 AS OF: MARCH 31ST, 2019

FUND-ACCT. NO.	ACCOUNT NAME	CASH	INVESTMENTS	FUND TOTAL
056-BAIL BOND BOARD ACCOUNT				
=====				
056-1001	CLAIM ON CASH-BAIL BOND (APPLI	6,564.03		
	TOTAL 056-BAIL BOND BOARD ACCOUNT	6,564.03	0.00	6,564.03
057-JURY FUND				
=====				
057-1001	CLAIM ON CASH-JURY FUND	35,657.09		
057-1103	POOLED INVESTMENTS		0.00	
057-1105	INVESTMENT		0.00	
	TOTAL 057-JURY FUND	35,657.09	0.00	35,657.09
059-GRANTS FUND				
=====				
059-1001	CLAIM ON CASH-GRANT FUND	0.00		
	TOTAL 059-GRANTS FUND	0.00	0.00	0.00
062-TEXAS CAPITAL FUND GRANT				
=====				
062-1000	TEXAS CAPITAL FUND GRANT CASH	8,649.97		
	TOTAL 062-TEXAS CAPITAL FUND GRANT	8,649.97	0.00	8,649.97
063-EDA GRANT				
=====				
063-1001	CLAIM ON CASH-EDA GRANT	(393,985.52)		
	TOTAL 063-EDA GRANT	(393,985.52)	0.00	(393,985.52)
083-CHILD ABUSE PREV/FAM PROT				
=====				
083-1001	CLAIM ON CASH-CHILD ABUSE/FAM	5,265.00		
	TOTAL 083-CHILD ABUSE PREV/FAM PROT	5,265.00	0.00	5,265.00
084-COURT HOUSE SECURITY				
=====				
084-1001	CLAIM ON CASH-COURT HOUSE SECU	37,247.34		
084-1103	POOLED INVESTMENTS		0.00	
	TOTAL 084-COURT HOUSE SECURITY	37,247.34	0.00	37,247.34
085-COMM COURT RECORDS PRES				
=====				
085-1001	CLAIM ON CASH-CC RECORDS PRES	7,134.00		
085-1103	POOLED INVESTMENTS		0.00	
	TOTAL 085-COMM COURT RECORDS PRES	7,134.00	0.00	7,134.00

FUND-ACCT. NO.	ACCOUNT NAME	CASH	INVESTMENTS	FUND TOTAL
086-COUNTY CLERK RECORDS PRES =====				
086-1001	CLAIM ON CASH-CO CLERK RECORDS	18,769.36		
086-1103	POOLED INVESTMENTS		0.00	
	TOTAL 086-COUNTY CLERK RECORDS PRES	<u>18,769.36</u>	<u>0.00</u>	<u>18,769.36</u>
087-DIST CLERK RECORDS PRES =====				
087-1001	CLAIM ON CASH-DIST CLERK RECOR	6,980.70		
087-1103	POOLED INVESTMENTS		0.00	
	TOTAL 087-DIST CLERK RECORDS PRES	<u>6,980.70</u>	<u>0.00</u>	<u>6,980.70</u>
088-COUNTY & DISTRICT TECH FU =====				
088-1001	CLAIM ON CASH-CO & DIST TECH	3,209.94		
	TOTAL 088-COUNTY & DISTRICT TECH FU	<u>3,209.94</u>	<u>0.00</u>	<u>3,209.94</u>
089-DIST COURTS TECH/ARCHIVE =====				
089-1001	CLAIM ON CASH-DIST COURT ARCHI	9,370.00		
	TOTAL 089-DIST COURTS TECH/ARCHIVE	<u>9,370.00</u>	<u>0.00</u>	<u>9,370.00</u>
131-JP TECHNOLOGY FUND =====				
131-1001	CLAIM ON CASH-JP TECHNOLOGY	15,792.49		
131-1103	POOLED INVESTMENTS		0.00	
	TOTAL 131-JP TECHNOLOGY FUND	<u>15,792.49</u>	<u>0.00</u>	<u>15,792.49</u>
133-JP SECURITY FUND =====				
133-1001	CLAIM ON CASH-JP SECURITY	15,894.35		
133-1103	POOLED INVESTMENTS		0.00	
	TOTAL 133-JP SECURITY FUND	<u>15,894.35</u>	<u>0.00</u>	<u>15,894.35</u>
140-JUVENILE PROBATION FUND =====				
140-1001	CLAIM ON CASH-JUV PROBATION	(36,811.51)		
140-1003	JPO RESTITUTION ACCT	0.00		
	TOTAL 140-JUVENILE PROBATION FUND	<u>(36,811.51)</u>	<u>0.00</u>	<u>(36,811.51)</u>
141-JPO-GRANT FUND =====				
141-1001	CLAIM ON CASH-STAND GRANT	(59,486.00)		
	TOTAL 141-JPO-GRANT FUND	<u>(59,486.00)</u>	<u>0.00</u>	<u>(59,486.00)</u>

CASH & INVESTMENTS BY FUND

AS OF: MARCH 31ST, 2019

FUND-ACCT. NO.	ACCOUNT NAME	CASH	INVESTMENTS	FUND TOTAL
142-TITLE IV-E FUND				
=====				
142-1000	IV-E CASH ACCOUNT	33,100.92		
142-1001	CLAIM ON CASH- IV-E	0.00		
	TOTAL 142-TITLE IV-E FUND	33,100.92	0.00	33,100.92
144-JPO-STATE AID				
=====				
144-1001	CLAIM ON CASH-JPO STATE AID	2,084.89		
	TOTAL 144-JPO-STATE AID	2,084.89	0.00	2,084.89
150-CO CLERK ELECTION ADMIN				
=====				
150-1001	CLAIM ON CASH-ELECTION ADMIN	3,993.95		
	TOTAL 150-CO CLERK ELECTION ADMIN	3,993.95	0.00	3,993.95
151-CO CLERK RECORDS ARCHIVE				
=====				
151-1001	CLAIM ON CASH-CO CLERK ARCHIVE	132,163.04		
	TOTAL 151-CO CLERK RECORDS ARCHIVE	132,163.04	0.00	132,163.04
165-TAX A/C- VOTER REG FUND				
=====				
165-1000	CASH-TAX A/C VOTER REG ACCT	0.00		
	TOTAL 165-TAX A/C- VOTER REG FUND	0.00	0.00	0.00
171-VCLG GRANT				
=====				
171-1001	CLAIM ON CASH-VCLG GRANT	(1,667.66)		
	TOTAL 171-VCLG GRANT	(1,667.66)	0.00	(1,667.66)
173-PRE-TRIAL DIVERSION				
=====				
173-1001	CLAIM ON CASH-PRE-TRIAL DIVERS	68,545.09		
173-1103	POOLED INVESTMENTS		0.00	
	TOTAL 173-PRE-TRIAL DIVERSION	68,545.09	0.00	68,545.09
174-DWI VIDEO FUND				
=====				
174-1001	CLAIM ON CASH-DWI VIDEO	4,738.74		
	TOTAL 174-DWI VIDEO FUND	4,738.74	0.00	4,738.74
175-CO ATTY DRUG FORFEITURE				
=====				
175-1000	CO ATTY DRUG FORFEITURE ACCT	67,062.13		
175-1001	CLAIM ON CASH-CA FORFEITURE	(4,367.47)		
	TOTAL 175-CO ATTY DRUG FORFEITURE	62,694.66	0.00	62,694.66

		BEGINNING BALANCE	TOTAL DEBITS	TOTAL CREDITS	ENDING BALANCE	AVERAGE DAILY BALANCE
TAX A/C- VOTER REG FUND						
165-1000	CASH-TAX A/C VOT	0.00	0.00	0.00	0.00	0.00
	FUND 165 TOTAL	0.00	0.00	0.00	0.00	0.00
PRE-TRIAL DIVERSION						
173-1001	CLAIM ON CASH-PR	68,049.27	5,006.80	4,510.98CR	68,545.09	68,447.86
	FUND 173 TOTAL	68,049.27	5,006.80	4,510.98CR	68,545.09	68,447.86
DWI VIDEO FUND						
174-1001	CLAIM ON CASH-DW	4,664.25	74.49	0.00	4,738.74	4,694.32
	FUND 174 TOTAL	4,664.25	74.49	0.00	4,738.74	4,694.32
CO ATTY DRUG FORFEITURE						
175-1000	CO ATTY DRUG FOR	67,062.13	0.00	0.00	67,062.13	67,062.13
175-1001	CLAIM ON CASH-CA	4,367.47CR	0.00	0.00	4,367.47CR	4,367.47CR
	FUND 175 TOTAL	62,694.66	0.00	0.00	62,694.66	62,694.66
CO ATTY HOT CK FEE FUND						
176-1000	CO ATTY HOT CHEC	3,396.85	0.00	0.00	3,396.85	3,396.85
176-1001	CLAIM ON CASH-HO	3,105.71CR	0.00	0.00	3,105.71CR	3,105.71CR
	FUND 176 TOTAL	291.14	0.00	0.00	291.14	291.14
SHERIFF COMMISSARY FUND						
180-1000	SHERIFF COMMISSA	20,520.52	2,291.91	1,393.28CR	21,419.15	21,306.61
	FUND 180 TOTAL	20,520.52	2,291.91	1,393.28CR	21,419.15	21,306.61
SHERIFF FORFEITURE-STATE						
181-1000	SHERIFF FORFEITU	80,307.16	0.00	0.00	80,307.16	80,307.16
	FUND 181 TOTAL	80,307.16	0.00	0.00	80,307.16	80,307.16
SHERIFF FORFEITURE-FEDERA						
182-1000	SHERIFF FOREFITU	0.00	0.00	0.00	0.00	0.00
	FUND 182 TOTAL	0.00	0.00	0.00	0.00	0.00

LAMB COUNTY, TEXAS
 CASH & INVESTMENTS BY FUND
 AS OF: MARCH 31ST, 2019

FUND-ACCT. NO.	ACCOUNT NAME	CASH	INVESTMENTS	FUND TOTAL
<u>176-CO ATTY HOT CK FEE FUND</u>				
176-1000	CO ATTY HOT CHECK FEE FUND	3,396.85		
176-1001	CLAIM ON CASH-HOT CK FEE FUND	(3,105.71)		
	TOTAL 176-CO ATTY HOT CK FEE FUND	291.14	0.00	291.14
<u>180-SHERIFF COMMISSARY FUND</u>				
180-1000	SHERIFF COMMISSARY ACCT	21,419.15		
	TOTAL 180-SHERIFF COMMISSARY FUND	21,419.15	0.00	21,419.15
<u>181-SHERIFF FORFEITURE-STATE</u>				
181-1000	SHERIFF FORFEITURE-STATE CASH	80,307.16		
	TOTAL 181-SHERIFF FORFEITURE-STATE	80,307.16	0.00	80,307.16
<u>182-SHERIFF FORFEITURE-FEDERA</u>				
182-1000	SHERIFF FOREFITURE-FED CASH	0.00		
	TOTAL 182-SHERIFF FORFEITURE-FEDERA	0.00	0.00	0.00
<u>190-COUNTY LIBRARY-LITTLEFIEL</u>				
190-1000	LFD-LAMB CO LIBRARY ADV BOARD	0.00		
190-1001	CLAIM ON CASH-LFD LIBRARY	5,690.61		
	TOTAL 190-COUNTY LIBRARY-LITTLEFIEL	5,690.61	0.00	5,690.61
<u>191-OLTON LIBRARY</u>				
191-1000	OLTON LIBRARY LOCAL DONATIONS	0.00		
191-1001	CLAIM ON CASH-OLT LIBRARY	4,399.16		
	TOTAL 191-OLTON LIBRARY	4,399.16	0.00	4,399.16
<u>195-HISTORICAL COMMISSION</u>				
195-1001	CLAIM ON CASH-HISTORICAL COMMI	8.47		
	TOTAL 195-HISTORICAL COMMISSION	8.47	0.00	8.47
<u>301-CAPITAL PROJECTS</u>				
301-1001	CLAIM ON CASH-CAP PROJECTS	0.00		
301-1103	POOLED INVESTMENTS		0.00	
	TOTAL 301-CAPITAL PROJECTS	0.00	0.00	0.00

LAMB COUNTY, TEXAS
 CASH & INVESTMENTS BY FUND
 AS OF: MARCH 31ST, 2019

FUND-ACCT. NO.	ACCOUNT NAME	CASH	INVESTMENTS	FUND TOTAL
502-DISTRICT CLERK				
=====				
502-1002	DIST CLERK ACCOUNT	356,369.66		
502-1004	DIST CLERK-CIVIL FEES	10,400.93		
502-1005	DIST CLERK-CRIMINAL FEES	18,800.25		
502-1006	DISTRICT CLERK TRUST ACCOUNTS	27,954.06		
502-1007	LAMB CO DISTRICT CLERK-CC	(142.00)		
TOTAL 502-DISTRICT CLERK		413,382.90	0.00	413,382.90
504-COUNTY CLERK				
=====				
504-1002	CO CLERK CASH BOND-CRIMINAL	19,511.50		
504-1004	CO CLERK-GENERAL FUND CASH	1,600.42		
504-1005	CO CLERK-CRIM PARTIAL PMT	4,652.21		
504-1006	CO CLERK-TRUST ACCOUNTS	0.00		
TOTAL 504-COUNTY CLERK		25,764.13	0.00	25,764.13
505-TAX ACCESSOR/COLLECTOR				
=====				
505-1004	TAX A/C- AUTO ACCT AIM BANK	146,482.02		
505-1005	TAX A/C- AUTO ACCT FIRST UNITE	58.59		
505-1006	TAX A/C-AUTO ACCT HAPPY STATE	33.41		
505-1007	TAX A/C- TAX ACCOUNT	5,428.68		
505-1008	TAX A/C- ESCROW ACCOUNT	2,001.73		
TOTAL 505-TAX ACCESSOR/COLLECTOR		154,004.43	0.00	154,004.43
506-COUNTY TREASURER				
=====				
506-1002	LAMB CO CAFETERIA PLAN ACCT	3,693.19		
506-1006	SPADE ACCOUNT-GRANT	0.00		
506-1007	CASH-LAMB CO BAIL BONDS ACCT	14,403.06		
506-1008	TREAS CASH BOND ACCOUNT	20,000.00		
TOTAL 506-COUNTY TREASURER		38,096.25	0.00	38,096.25
507-COUNTY ATTORNEY				
=====				
507-1006	CO ATTY SEIZURE ACCOUNT	19,253.52		
507-1007	CO ATTY TRUST HOT CHECK FUND	281.52		
TOTAL 507-COUNTY ATTORNEY		19,535.04	0.00	19,535.04
509-ADULT PROBATION				
=====				
509-1002	154th J.D. -PTAF CASH ACCOUNT	3,391.00		
509-1005	LAMB COUNTY CSCD-CC	100.00		
TOTAL 509-ADULT PROBATION		3,491.00	0.00	3,491.00

CASH & INVESTMENTS BY FUND

AS OF: MARCH 31ST, 2019

FUND-ACCT. NO.	ACCOUNT NAME	CASH	INVESTMENTS	FUND TOTAL
511-JUSTICE OF THE PEACE				
=====				
511-1011	JP 1 CASH ACCOUNT	1,301.64		
511-1012	JP 2 CASH ACCOUNT	0.00		
511-1013	JP 3 CASH ACCOUNT	1,092.32		
511-1014	JP 4 CASH ACCOUNT	0.00		
TOTAL 511-JUSTICE OF THE PEACE		2,393.96	0.00	2,393.96
515-SHERIFF				
=====				
515-1003	SHERIFF BOND FEES-0244716	0.00		
515-1006	SHERIFF SEIZURE-STATE CASH	1.00		
515-1007	SHERIFF PETTY CASH ACCT	0.00		
515-1008	SHERIFF LEASE CASH ACCOUNT	9,849.59		
515-1009	SHERIFF PRISONER TRUST CASH	10,905.09		
515-1010	SHERIFF UNCLAIMED PRISONER ACC	0.00		
515-1011	SHERIFF TRUST ACCOUNT	1,341.83		
515-1013	SHERIFF TOYS FOR KIDS CASH ACC	7,538.16		
TOTAL 515-SHERIFF		29,635.67	0.00	29,635.67
600-CSCD-BASIC SUPERVISION				
=====				
600-1000	CSCD CASH-AIM BANK	0.00		
600-1001	CLAIM ON CASH-CSCD BASIC SUPER	101,209.00		
TOTAL 600-CSCD-BASIC SUPERVISION		101,209.00	0.00	101,209.00
501-CSCD-CCP COMMUNITY CORRE				
=====				
501-1001	CLAIM ON CASH-CSCD CCP COMMUNI	5,308.64		
TOTAL 501-CSCD-CCP COMMUNITY CORRE		5,308.64	0.00	5,308.64
503-CSCD-DP				
=====				
503-1001	CLAIM ON CASH-DP	19,561.65		
TOTAL 503-CSCD-DP		19,561.65	0.00	19,561.65
801-DEBT SERVICE				
=====				
801-1001	CLAIM ON CASH-DEBT SERVICE	59.51		
801-1103	POOLED INVESTMENTS		0.00	
801-1105	DEBT SERVICE INVESTMENT		0.00	
TOTAL 801-DEBT SERVICE		59.51	0.00	59.51
TOTAL CASH & INVESTMENTS		5,781,402.42	0.00	5,781,402.42
		=====	=====	=====

*** END OF REPORT ***

GENERAL LEDGER

CASH ANALYSIS

ACCOUNT RECAP TOTALS

QUARTERLY REPORT ENDING MARCH 31, 2018

GENERAL FUNDS & ALL DEPARTMENTS	\$ 5,718,102.49
JPO, TITLE IV-E, LAMB COUNTY 4-H ACTION VCLG & CSCD	\$ 63,299.93
TOTAL	\$ 5,781,402.42

DATES: 1/01/2019- 3/31/2019

		BEGINNING BALANCE	TOTAL DEBITS	TOTAL CREDITS	ENDING BALANCE	AVERAGE DAILY BALANCE
GENERAL FUND						
010-1001	CLAIM ON CASH-GE	3,331,607.00	2,231,916.35	1,961,185.63CR	3,602,337.72	3,845,840.90
010-1105	TEXPOOL - GENERA	0.00	0.00	0.00	0.00	0.00
	FUND 010 TOTAL	3,331,607.00	2,231,916.35	1,961,185.63CR	3,602,337.72	3,845,840.90
ROAD & BRIDGE 1						
021-1001	CLAIM ON CASH-R&	281,405.80	145,624.56	129,405.97CR	297,624.39	306,921.24
021-1105	TEXPOOL - PRECIN	0.00	0.00	0.00	0.00	0.00
	FUND 021 TOTAL	281,405.80	145,624.56	129,405.97CR	297,624.39	306,921.24
ROAD & BRIDGE 2						
022-1001	CLAIM ON CASH-R&	105,094.83	144,152.65	121,727.85CR	127,519.63	131,150.09
	FUND 022 TOTAL	105,094.83	144,152.65	121,727.85CR	127,519.63	131,150.09
ROAD & BRIDGE 3						
023-1001	CLAIM ON CASH-R&	59,425.63	146,828.89	105,076.45CR	101,178.07	95,928.74
	FUND 023 TOTAL	59,425.63	146,828.89	105,076.45CR	101,178.07	95,928.74
ROAD & BRIDGE 4						
024-1001	CLAIM ON CASH-R&	505,545.37	147,020.99	94,007.57CR	558,558.79	546,037.43
	FUND 024 TOTAL	505,545.37	147,020.99	94,007.57CR	558,558.79	546,037.43
LAMB HEALTHCARE CENTER						
055-1000	HOSPITAL CASH	348,735.89	3,690,568.84	3,855,583.65CR	183,721.08	332,094.63
055-1105	TEXPOOL - HOSPIT	0.00	0.00	0.00	0.00	0.00
	FUND 055 TOTAL	348,735.89	3,690,568.84	3,855,583.65CR	183,721.08	332,094.63
BAIL BOND BOARD ACCOUNT						
056-1001	CLAIM ON CASH-BA	6,520.60	43.43	0.00	6,564.03	6,535.78
	FUND 056 TOTAL	6,520.60	43.43	0.00	6,564.03	6,535.78
JURY FUND						
057-1001	CLAIM ON CASH-JU	35,586.31	1,560.78	1,490.00CR	35,657.09	35,334.73
	FUND 057 TOTAL	35,586.31	1,560.78	1,490.00CR	35,657.09	35,334.73

DATES: 1/01/2019- 3/31/2019

		BEGINNING BALANCE	TOTAL DEBITS	TOTAL CREDITS	ENDING BALANCE	AVERAGE DAILY BALANCE
GRANTS FUND						
059-1001	CLAIM ON CASH-GR	0.00	0.00	0.00	0.00	0.00
	FUND 059 TOTAL	0.00	0.00	0.00	0.00	0.00
LIBRARY GRANTS						
060-1001	CLAIM ON CASH-LI	0.00	0.00	0.00	0.00	0.00
	FUND 060 TOTAL	0.00	0.00	0.00	0.00	0.00
EMERGENCY FOOD & SHELTER						
061-1000	PUBLIC ASST FOOD	0.00	0.00	0.00	0.00	0.00
	FUND 061 TOTAL	0.00	0.00	0.00	0.00	0.00
TEXAS CAPITAL FUND GRANT						
062-1000	TEXAS CAPITAL FU	8,649.97	0.00	0.00	8,649.97	8,649.97
	FUND 062 TOTAL	8,649.97	0.00	0.00	8,649.97	8,649.97
EDA GRANT						
063-1001	CLAIM ON CASH-ED	10,343.84CR	0.00	383,641.68CR	393,985.52CR	131,178.79CR
	FUND 063 TOTAL	10,343.84CR	0.00	383,641.68CR	393,985.52CR	131,178.79CR
CHILD ABUSE PREV/FAM PROT						
083-1001	CLAIM ON CASH-CH	5,115.00	150.00	0.00	5,265.00	5,194.17
	FUND 083 TOTAL	5,115.00	150.00	0.00	5,265.00	5,194.17
COURT HOUSE SECURITY						
084-1001	CLAIM ON CASH-CO	37,618.92	1,836.82	2,208.40CR	37,247.34	37,232.80
	FUND 084 TOTAL	37,618.92	1,836.82	2,208.40CR	37,247.34	37,232.80
COMM COURT RECORDS PRES						
085-1001	CLAIM ON CASH-CC	5,851.39	1,282.61	0.00	7,134.00	6,579.78
	FUND 085 TOTAL	5,851.39	1,282.61	0.00	7,134.00	6,579.78

DATES: 1/01/2019- 3/31/2019

		BEGINNING	TOTAL	TOTAL	ENDING	AVERAGE
		BALANCE	DEBITS	CREDITS	BALANCE	DAILY
						BALANCE
COUNTY CLERK RECORDS PRES						
086-1001	CLAIM ON CASH-CO	13,246.40	5,522.96	0.00	18,769.36	16,002.90
	FUND 086 TOTAL	13,246.40	5,522.96	0.00	18,769.36	16,002.90
DIST CLERK RECORDS PRES						
087-1001	CLAIM ON CASH-DI	7,636.17	224.52	879.99CR	6,980.70	7,677.79
	FUND 087 TOTAL	7,636.17	224.52	879.99CR	6,980.70	7,677.79
COUNTY & DISTRICT TECH FU						
088-1001	CLAIM ON CASH-CO	3,113.32	96.62	0.00	3,209.94	3,160.64
	FUND 088 TOTAL	3,113.32	96.62	0.00	3,209.94	3,160.64
DIST COURTS TECH/ARCHIVE						
089-1001	CLAIM ON CASH-DI	8,959.24	410.76	0.00	9,370.00	9,147.35
	FUND 089 TOTAL	8,959.24	410.76	0.00	9,370.00	9,147.35
JP TECHNOLOGY FUND						
131-1001	CLAIM ON CASH-JP	15,377.69	1,109.00	694.20CR	15,792.49	15,320.33
	FUND 131 TOTAL	15,377.69	1,109.00	694.20CR	15,792.49	15,320.33
JP SECURITY FUND						
133-1001	CLAIM ON CASH-JP	15,539.08	355.27	0.00	15,894.35	15,672.50
	FUND 133 TOTAL	15,539.08	355.27	0.00	15,894.35	15,672.50
CO CLERK ELECTION ADMIN						
150-1001	CLAIM ON CASH-EL	3,967.53	26.42	0.00	3,993.95	3,976.76
	FUND 150 TOTAL	3,967.53	26.42	0.00	3,993.95	3,976.76
CO CLERK RECORDS ARCHIVE						
151-1001	CLAIM ON CASH-CO	126,375.39	5,787.65	0.00	132,163.04	129,100.90
	FUND 151 TOTAL	126,375.39	5,787.65	0.00	132,163.04	129,100.90

DATES: 1/01/2019- 3/31/2019

		BEGINNING	TOTAL	TOTAL	ENDING	AVERAGE
		BALANCE	DEBITS	CREDITS	BALANCE	DAILY
						BALANCE
COUNTY LIBRARY-LITTLEFIEL						
190-1000	LFD-LAMB CO LIBR	0.00	0.00	0.00	0.00	0.00
190-1001	CLAIM ON CASH-LF	5,594.52	450.65	354.56CR	5,690.61	5,752.96
	FUND 190 TOTAL	5,594.52	450.65	354.56CR	5,690.61	5,752.96
OLTON LIBRARY						
191-1000	OLTON LIBRARY LO	0.00	0.00	0.00	0.00	0.00
191-1001	CLAIM ON CASH-OL	4,431.52	24.00	56.36CR	4,399.16	4,408.91
	FUND 191 TOTAL	4,431.52	24.00	56.36CR	4,399.16	4,408.91
HISTORICAL COMMISSION						
195-1001	CLAIM ON CASH-HI	8.47	0.00	0.00	8.47	8.47
	FUND 195 TOTAL	8.47	0.00	0.00	8.47	8.47
CAPITAL PROJECTS						
301-1001	CLAIM ON CASH-CA	0.00	0.00	0.00	0.00	0.00
	FUND 301 TOTAL	0.00	0.00	0.00	0.00	0.00
DISTRICT CLERK						
502-1002	DIST CLERK ACCOU	356,869.66	3,000.00	3,500.00CR	356,369.66	354,697.44
502-1004	DIST CLERK-CIVIL	10,335.93	65.00	0.00	10,400.93	10,354.76
502-1005	DIST CLERK-CRIMI	5,835.99	12,964.26	0.00	18,800.25	9,994.57
502-1006	DISTRICT CLERK T	27,954.06	0.00	0.00	27,954.06	27,954.06
502-1007	LAMB CO DISTRICT	0.00	0.00	142.00CR	142.00CR	4.73CR
	FUND 502 TOTAL	400,995.64	16,029.26	3,642.00CR	413,382.90	402,996.10
COUNTY CLERK						
504-1002	CO CLERK CASH BO	18,090.90	1,420.60	0.00	19,511.50	18,862.04
504-1003	CO CLERK CASH BO	0.00	0.00	0.00	0.00	0.00
504-1004	CO CLERK-GENERAL	1,600.42	0.00	0.00	1,600.42	1,600.42
504-1005	CO CLERK-CRIM PA	2,811.07	1,841.14	0.00	4,652.21	3,562.53
504-1006	CO CLERK-TRUST A	0.00	0.00	0.00	0.00	0.00
	FUND 504 TOTAL	22,502.39	3,261.74	0.00	25,764.13	24,024.99

DATES: 1/01/2019- 3/31/2019

		BEGINNING	TOTAL	TOTAL	ENDING	AVERAGE
		BALANCE	DEBITS	CREDITS	BALANCE	DAILY
						BALANCE
TAX ACCESSOR/COLLECTOR						
505-1004	TAX A/C- AUTO AC	138,522.84	224,121.21	216,162.03CR	146,482.02	129,134.90
505-1005	TAX A/C- AUTO AC	53.59	373.25	368.25CR	58.59	65.28
505-1006	TAX A/C-AUTO ACC	104.11	3,485.90	3,556.60CR	33.41	68.06
505-1007	TAX A/C- TAX ACC	5,253.31	186.86	11.49CR	5,428.68	5,373.25
505-1008	TAX A/C- ESCROW	1,997.24	4.49	0.00	2,001.73	2,000.23
	FUND 505 TOTAL	145,931.09	228,171.71	220,098.37CR	154,004.43	136,641.72
COUNTY TREASURER						
506-1002	LAMB CO CAFETERI	7,805.75	433,573.19	437,685.75CR	3,693.19	10,304.06
506-1006	SPADE ACCOUNT-GR	0.00	0.00	0.00	0.00	0.00
506-1007	CASH-LAMB CO BAI	14,309.83	93.23	0.00	14,403.06	14,342.57
506-1008	TREAS CASH BOND	20,750.00	1,500.00	2,250.00CR	20,000.00	19,683.33
	FUND 506 TOTAL	42,865.58	435,166.42	439,935.75CR	38,096.25	44,329.96
COUNTY ATTORNEY						
507-1006	CO ATTY SEIZURE	19,253.52	0.00	0.00	19,253.52	19,253.52
507-1007	CO ATTY TRUST HO	281.52	0.00	0.00	281.52	281.52
	FUND 507 TOTAL	19,535.04	0.00	0.00	19,535.04	19,535.04
ADULT PROBATION						
509-1002	154th J.D. -PTAF	3,011.00	380.00	0.00	3,391.00	3,187.00
509-1004	LAMB COUNTY PTAF	0.00	0.00	0.00	0.00	0.00
509-1005	LAMB COUNTY CSCD	50.00	3,941.00	3,891.00CR	100.00	175.44
	FUND 509 TOTAL	3,061.00	4,321.00	3,891.00CR	3,491.00	3,362.44
JUSTICE OF THE PEACE						
511-1011	JP 1 CASH ACCOUN	905.48	4,109.48	3,713.32CR	1,301.64	1,526.71
511-1012	JP 2 CASH ACCOUN	0.00	0.00	0.00	0.00	0.00
511-1013	JP 3 CASH ACCOUN	1,032.32	50,250.08	50,190.08CR	1,092.32	1,846.41
511-1014	JP 4 CASH ACCOUN	391.00	14,455.93	14,846.93CR	0.00	1,950.88
	FUND 511 TOTAL	2,328.80	68,815.49	68,750.33CR	2,393.96	5,324.00
SHERIFF						
515-1003	SHERIFF BOND FEE	0.00	0.00	0.00	0.00	0.00
515-1006	SHERIFF SEIZURE-	1.00	0.00	0.00	1.00	1.00

DATES: 1/01/2019- 3/31/2019

		BEGINNING	TOTAL	TOTAL	ENDING	AVERAGE
		BALANCE	DEBITS	CREDITS	BALANCE	DAILY
						BALANCE
515-1007	SHERIFF PETTY CA	0.00	0.00	0.00	0.00	0.00
515-1008	SHERIFF LEOSE CA	9,827.49	22.10	0.00	9,849.59	9,842.22
515-1009	SHERIFF PRISONER	10,644.88	2,616.44	2,356.23CR	10,905.09	10,704.90
515-1010	SHERIFF UNCLAIME	0.00	0.00	0.00	0.00	0.00
515-1011	SHERIFF TRUST AC	1,341.83	0.00	0.00	1,341.83	1,341.83
515-1013	SHERIFF TOYS FOR	6,672.61	865.55	0.00	7,538.16	7,323.53
	FUND 515 TOTAL	28,487.81	3,504.09	2,356.23CR	29,635.67	29,213.48
DEBT SERVICE						
801-1001	CLAIM ON CASH-DE	59.51	0.00	0.00	59.51	59.51
	FUND 801 TOTAL	59.51	0.00	0.00	59.51	59.51
	REPORT TOTALS	5,827,356.06	7,291,636.68	7,400,890.25CR	5,718,102.49	6,339,779.97
		=====	=====	=====	=====	=====

SELECTION CRITERIA

PRINT CURRENT

FUND: Exclude: 999
ACCOUNT TYPE: ALL CASH
TRANSACTION DATES: 1/01/2019 THRU 3/31/2019
PERIOD 13: EXCLUDE

PRINT OPTIONS

REPORT TYPE: SUMMARY
RECAP ONLY: YES
DESCRIPTIONS: NO

*** END OF REPORT ***

DATES: 1/01/2019- 3/31/2019

		BEGINNING	TOTAL	TOTAL	ENDING	AVERAGE
		BALANCE	DEBITS	CREDITS	BALANCE	DAILY
						BALANCE
CSCD-BASIC SUPERVISION						
600-1000	CSCD CASH-AIM BA	0.00	0.00	0.00	0.00	0.00
600-1001	CLAIM ON CASH-CS	94,266.30	48,128.25	41,185.55CR	101,209.00	93,591.75
	FUND 600 TOTAL	94,266.30	48,128.25	41,185.55CR	101,209.00	93,591.75
	REPORT TOTALS	94,266.30	48,128.25	41,185.55CR	101,209.00	93,591.75

SELECTION CRITERIA

PRINT CURRENT

FUND: Include: 600
ACCOUNT TYPE: ALL CASH
TRANSACTION DATES: 1/01/2019 THRU 3/31/2019
PERIOD 13: EXCLUDE

PRINT OPTIONS

REPORT TYPE: SUMMARY
RECAP ONLY: YES
DESCRIPTIONS: NO

*** END OF REPORT ***

DATES: 1/01/2019- 3/31/2019

		BEGINNING	TOTAL	TOTAL	ENDING	AVERAGE
		BALANCE	DEBITS	CREDITS	BALANCE	DAILY
						BALANCE
JUVENILE PROBATION FUND						
140-1000	JUVENILE PROB CA	0.00	0.00	0.00	0.00	0.00
140-1001	CLAIM ON CASH-JU	4,954.50CR	71,152.65	103,009.66CR	36,811.51CR	27,205.71CR
140-1003	JPO RESTITUTION	0.00	0.00	0.00	0.00	0.00
140-1004	JPO-4-H ACTION F	0.00	0.00	0.00	0.00	0.00
FUND 140 TOTAL		4,954.50CR	71,152.65	103,009.66CR	36,811.51CR	27,205.71CR
JPO-GRANT FUND						
141-1000	CASH-STAND ACCOU	0.00	0.00	0.00	0.00	0.00
141-1001	CLAIM ON CASH-ST	26,941.16CR	0.00	32,544.84CR	59,486.00CR	44,452.55CR
FUND 141 TOTAL		26,941.16CR	0.00	32,544.84CR	59,486.00CR	44,452.55CR
TITLE IV-E FUND						
142-1000	IV-E CASH ACCOUN	42,512.78	972.89	10,384.75CR	33,100.92	39,237.76
142-1001	CLAIM ON CASH- I	0.00	0.00	0.00	0.00	0.00
FUND 142 TOTAL		42,512.78	972.89	10,384.75CR	33,100.92	39,237.76
LAMB COUNTY 4-H ACTION						
143-1000	LAMB COUNTY 4H A	0.00	0.00	0.00	0.00	0.00
FUND 143 TOTAL		0.00	0.00	0.00	0.00	0.00
JPO-STATE AID						
144-1001	CLAIM ON CASH-JP	2,192.87	37,569.00	37,676.98CR	2,084.89	1,401.41
FUND 144 TOTAL		2,192.87	37,569.00	37,676.98CR	2,084.89	1,401.41
VCLG GRANT						
171-1001	CLAIM ON CASH-VC	2,607.77CR	8,410.97	7,470.86CR	1,667.66CR	1,713.36CR
FUND 171 TOTAL		2,607.77CR	8,410.97	7,470.86CR	1,667.66CR	1,713.36CR
CSCD-CCP COMMUNITY CORRE						
601-1001	CLAIM ON CASH-CS	6,722.13	8,462.89	9,876.38CR	5,308.64	4,106.95
FUND 601 TOTAL		6,722.13	8,462.89	9,876.38CR	5,308.64	4,106.95

	BEGINNING BALANCE	TOTAL DEBITS	TOTAL CREDITS	ENDING BALANCE	AVERAGE DAILY BALANCE
CSCD-DP 603-1001					
CLAIM ON CASH-DP	24,066.64	50.00	4,554.99CR	19,561.65	22,440.47
FUND 603 TOTAL	24,066.64	50.00	4,554.99CR	19,561.65	22,440.47
REPORT TOTALS	40,990.99	126,618.40	205,518.46CR	37,909.07CR	6,185.03CR

SELECTION CRITERIA

PRINT CURRENT

FUND: Exclude: 600
ACCOUNT TYPE: ALL CASH
TRANSACTION DATES: 1/01/2019 THRU 3/31/2019
PERIOD 13: INCLUDE

PRINT OPTIONS

REPORT TYPE: SUMMARY
RECAP ONLY: YES
DESCRIPTIONS: NO

*** END OF REPORT ***



Pledge Report

Aimbank
 Client #: 33584
 1/31/2019 4:28:10 PM

Group	CUSIP Description	Ticket Intention	Mat. Date Coupon	Plg Amount Location	Factor Factor Date	Mkt Price Price Date	Pledged Par	Plg Mkt Val	Plg Book Val
LAMBC - LAMB COUNTY :									
MBS	31417YXZ5 FNMA Pool #MA0695	1149549 AFS	2031-04-01 4.00000	900,000.00 TIB	0.2014626000 2019-01-01	102.862999 2019-01-30	181,316.34	186,507.43	194,580.20
MBS	31410LEA6 FNMA POOL #890329	1149545 AFS	2026-04-01 4.00000	1,775,000.00 TIB	0.1786069500 2019-01-01	103.055000 2019-01-30	317,027.34	326,712.52	334,374.23
MBS	3138ELUV3 FNMA POOL #AL4195	1149530 AFS	2027-06-01 3.50000	5,425,000.00 TIB	0.2485244700 2019-01-01	101.657997 2019-01-30	1,348,245.25	1,370,599.12	1,374,888.21
MBS	3138EQCT7 FNMA POOL #AL7281	1149531 AFS	2030-09-01 3.00000	3,000,000.00 TIB	0.5744147300 2019-01-01	99.960999 2019-01-30	1,723,244.19	1,722,572.11	1,782,317.15
MBS	3138MBLV6 FNMA POOL #AP7539	1149536 AFS	2027-09-01 3.00000	2,450,000.00 TIB	0.3024169500 2019-01-01	100.299004 2019-01-30	740,921.53	743,136.91	772,145.16
MBS	31418APG7 FNMA POOL #MA1322	1149553 HTM	2023-01-01 3.00000	1,452,000.00 TIB	0.1682381600 2019-01-01	100.898003 2019-01-30	244,281.81	246,475.47	246,047.44
MUN	413951HZ0 HARRIS CNTY TEX MUN UTIL DIST NO 304	1149570 AFS	2032-09-01 4.00000	610,000.00 TIB		104.986000 2019-01-24	610,000.00	640,414.60	633,283.17
CMO	38380XAN7 GNM18084 BV	1149566 HTM	2029-09-20 3.50000	2,000,000.00 TIB	0.9570812100 2019-01-01	102.494507 2019-01-30	1,914,162.42	1,961,911.34	1,933,488.61
MUN	010268AZ3 ALABAMA FED AID HWY FIN AUTH SPL OBLIG R	1149462 AFS	2035-09-01 5.00000	750,000.00 TIB		114.802002 2019-01-24	750,000.00	861,015.02	837,555.15
MUN	018106KF0 ALLEN TEX INDPT SCH DIST	1149463 AFS	2035-02-15 5.00000	500,000.00 TIB		113.570000 2019-01-24	500,000.00	567,850.00	569,816.43
MBS	3138A7GY8 FNMA POOL #AH5614	1149521 AFS	2026-02-01 3.50000	2,610,000.00 TIB	0.2053264900 2019-01-01	101.740997 2019-01-30	535,902.14	545,232.18	547,345.67
CMB	3137BLVZ8 FHMS KJ02 A2	1149507 AFS	2020-09-25 2.59700	1,000,000.00 TIB	0.3096979200 2019-01-01	99.494522 2019-01-30	309,697.92	308,132.47	312,208.47
LAMBC Totals				\$22,472,000.00			\$9,174,798.94	\$9,480,559.17	\$9,538,049.89



Pledge Report

Aimbank
 Client #: 33584
 2/26/2019 1:26:00 PM

Group	CUSIP Description	Ticket Intention	Mat. Date Coupon	Plg Amount Location	Factor Factor Date	Mkt Price Price Date	Pledged Par	Plg Mkt Val	Plg Book Val
LAMBC - LAMB COUNTY :									
MBS	31417YXZ5 FNMA Pool #MA0695	1149549 AFS	2031-04-01 4.00000	900,000.00 TIB	0.1991812500 2019-02-01	103.238998 2019-02-25	179,263.13	185,069.45	192,263.06
MBS	31410LEA6 FNMA POOL #890329	1149545 AFS	2026-04-01 4.00000	1,775,000.00 TIB	0.1754512000 2019-02-01	103.139000 2019-02-25	311,425.88	321,201.54	328,216.93
MBS	3138A7GY8 FNMA POOL #AH5614	1149521 AFS	2026-02-01 3.50000	2,610,000.00 TIB	0.2004641600 2019-02-01	101.792000 2019-02-25	523,211.46	532,587.41	534,280.04
MBS	3138EQCT7 FNMA POOL #AL7281	1149531 AFS	2030-09-01 3.00000	3,000,000.00 TIB	0.5668688600 2019-02-01	100.071999 2019-02-25	1,700,606.58	1,701,831.00	1,758,543.41
MBS	3138MBLV6 FNMA POOL #AP7539	1149536 AFS	2027-09-01 3.00000	2,450,000.00 TIB	0.2977319600 2019-02-01	100.408997 2019-02-25	729,443.30	732,426.70	759,905.57
MBS	31418APG7 FNMA POOL #MA1322	1149553 HTM	2023-01-01 3.00000	1,452,000.00 TIB	0.1606478100 2019-02-01	101.001999 2019-02-25	233,260.62	235,597.89	234,926.48
MUN	413951HZ0 HARRIS CNTY TEX MUN UTIL DIST NO 304	1149570 AFS	2032-09-01 4.00000	610,000.00 TIB	0.105466999 2019-02-01	105.446999 2019-02-21	610,000.00	643,226.69	632,939.28
CMO	38380XAN7 GNM18084 BV	1149566 HTM	2029-09-20 3.50000	2,000,000.00 TIB	0.9508782200 2019-02-01	102.465698 2019-02-25	1,901,756.44	1,948,648.01	1,920,811.14
MBS	3128PXKV7 FHLMC GOLD POOI #J17508	1149480 AFS	2026-12-01 3.00000	3,740,000.00 TIB	0.2090838600 2019-02-01	100.418999 2019-02-25	781,973.64	785,250.10	797,225.74
MUN	010268AZ3 ALABAMA FED AID HWY FIN AUTH SPL OBLIG R	1149462 AFS	2035-09-01 5.00000	750,000.00 TIB	0.115198997 2019-02-01	115.198997 2019-02-21	750,000.00	863,992.48	836,808.20
MUN	018106KF0 ALLEN TEX INDPT SCH DIST	1149463 AFS	2035-02-15 5.00000	500,000.00 TIB	0.114211998 2019-02-01	114.211998 2019-02-21	500,000.00	571,059.99	569,142.63
CMB	3137BLVZ8 FHMS KJ02 A2	1149507 AFS	2020-09-25 2.59700	1,000,000.00 TIB	0.3092037050 2019-02-01	99.598312 2019-02-25	309,203.71	307,961.67	311,512.80
LAMBC Totals				\$20,787,000.00			\$8,530,144.76	\$8,828,852.93	\$8,876,575.28

Pledge Inventory Report

Aimbank
Littlefield, TX
FROM 3/1/2019 TO 3/31/2019

Customer ID: 33584
Report Date: 3/25/2019
PAS Rep: Tracy Kwiatkowski
Account Rep: Scott Adams

Cusip Ticket	Description Location Code/Name	Maturity Date Group	Intent Coupon	S&P Moody	Market Price Dt Maturity (Yr)	Original Face Par	Book Value Market Value	
Pledged: LAMBC - LAMB COUNTY								
38380XAN7 1149566	GNM18084 BV TIB - The Independent Bankers Bank	09/20/2029 CMO	HTM 3.50000	NA Nr	3/22/2019 10.48	2,000,000.00 1,889,314.26	1,908,056.94 1,954,866.42	
3128PXKV7 1149480	FHLMC GOLD POOL #J17 TIB - The Independent Bankers Bank	12/01/2026 MBS	AFS 3.00000		3/22/2019 7.68	3,740,000.00 766,226.85	781,037.06 775,245.36	
3138A7GY8 1149521	FNMA POOL #AH5614 TIB - The Independent Bankers Bank	02/01/2026 MBS	AFS 3.50000		3/22/2019 6.85	2,610,000.00 511,124.97	521,826.81 523,044.41	
3138EQCT7 1149531	FNMA POOL #AL7281 TIB - The Independent Bankers Bank	09/01/2030 MBS	AFS 3.00000		3/22/2019 11.43	3,000,000.00 1,679,689.74	1,736,560.39 1,692,438.64	
3138MBLV6 1149536	FNMA POOL #AP7539 TIB - The Independent Bankers Bank	09/01/2027 MBS	AFS 3.00000		3/22/2019 8.43	2,450,000.00 715,938.31	745,624.21 723,785.00	
31410LEA6 1149545	FNMA POOL #890329 TIB - The Independent Bankers Bank	04/01/2026 MBS	AFS 4.00000		3/22/2019 7.01	1,775,000.00 305,325.26	321,582.56 315,968.90	
31417YXZ5 1149549	FNMA Pool #MA0695 TIB - The Independent Bankers Bank	04/01/2031 MBS	AFS 4.00000		3/22/2019 12.01	900,000.00 176,791.08	189,542.39 183,684.17	
31418APG7 1149553	FNMA POOL #MA1322 TIB - The Independent Bankers Bank	01/01/2023 MBS	HTM 3.00000		3/22/2019 3.76	1,452,000.00 224,728.33	226,294.14 228,503.77	
34682ATP6 1149563	FORT BEND CNTY TEX M TIB - The Independent Bankers Bank	09/01/2033 MUN	AFS 4.00000	AA A2	3/22/2019 14.43	340,000.00 340,000.00	360,608.37 353,776.81	
413951H20 1149570	HARRIS CNTY TEX MUN TIB - The Independent Bankers Bank	09/01/2032 MUN	AFS 4.00000	AA	3/22/2019 13.43	610,000.00 610,000.00	632,492.32 648,881.41	
10	Total Pledged: LAMBC - LAMB COUNTY						18,877,000.00 7,219,138.80	7,423,625.19 7,400,194.89

This report reflects information submitted to us by the customer. It is not intended to be used as the official record of safekeeping location and/or pledged holdings. This information should be provided by the customer's safekeeper.

FTN Financial PASPort
Page 13